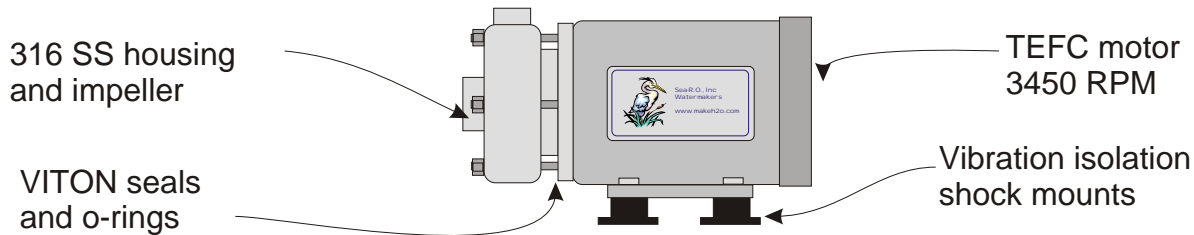




Sea-R.O., Inc. Watermakers 316 Stainless Steel Centrifugal boost pumps



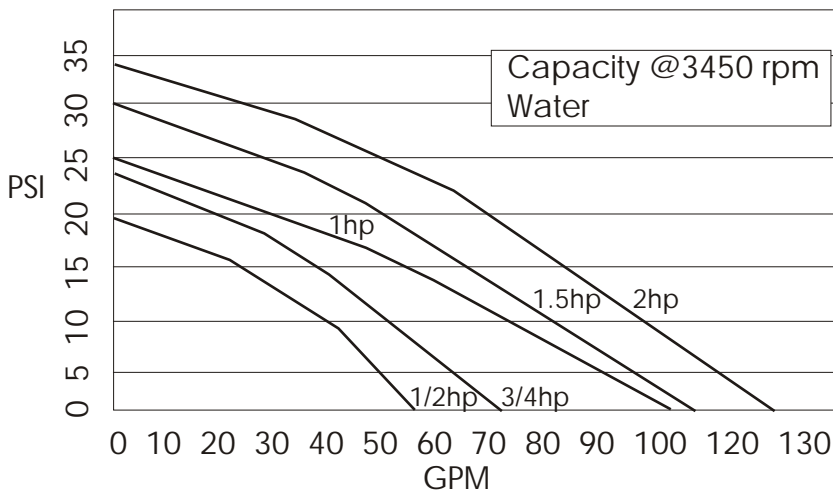
Boost pump and motor assembly

316 SS investment cast pump is superior to plastic or stamped designs, and much safer for below waterline installation.

3450 RPM TEFC motor with 316SS motor shaft provides ample boost pressure for optimum filter life.

Vibration isolation mounts to eliminate noise and elevate assembly.

Housing is easily removed for servicing without removing motor.



Horsepower/pricing/voltage

1/2hp	\$590.00	115/230/1
3/4hp	\$698.00	115/230/1
1.0hp	\$698.00	115/230/1
1.5hp	\$779.00	115/230/1
2.0hp	\$929.00	230/460/3

Inlet/Outlet size. All FPT

1/2hp	1" x 3/4"
3/4hp	1-1/4" x 1"
1.0hp	1-1/4" x 1"
1.5hp	1-1/2" x 1-1/4"
2.0hp	1-1/2" x 1-1/4"



Sea-R.O., Inc. Watermakers Noryl non-metallic Centrifugal boost pumps

Noryl housing
and impeller

TEFC motor
3450 RPM

VITON seals
and o-rings

Vibration isolation
shock mounts



High output boost pump and motor assembly

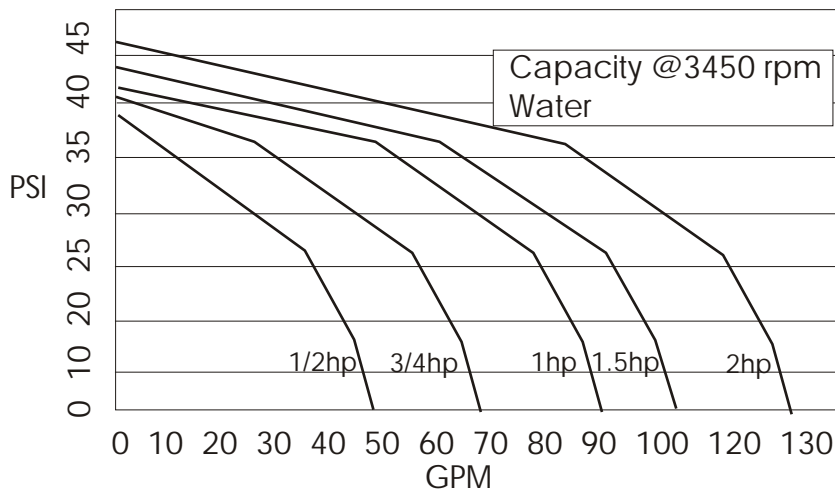
Closed impeller design gives the highest pressure and flow.

Ideal for use with land based systems and with media filters for backwashing.

3450 RPM TEFC motor with 316 SS shaft provides ample boost pressure for optimum filter life.

Vibration isolation mounts to eliminate noise and elevate assembly.

Housing is easily removed for servicing without removing motor.



Horsepower/pricing/voltage

1/2hp	\$668.00	115/230/1
3/4hp	\$756.00	115/230/1
1.0hp	\$796.00	115/230/1
1.5hp	\$899.00	115/230/1
2.0hp	\$1075.00	115/230/1

Inlet/Outlet size. All FPT
1/2hp through 2hp are all
1.5" inlet/outlet



Sea-R.O., Inc. Watermakers 316 Stainless Steel High Output Boost Pumps



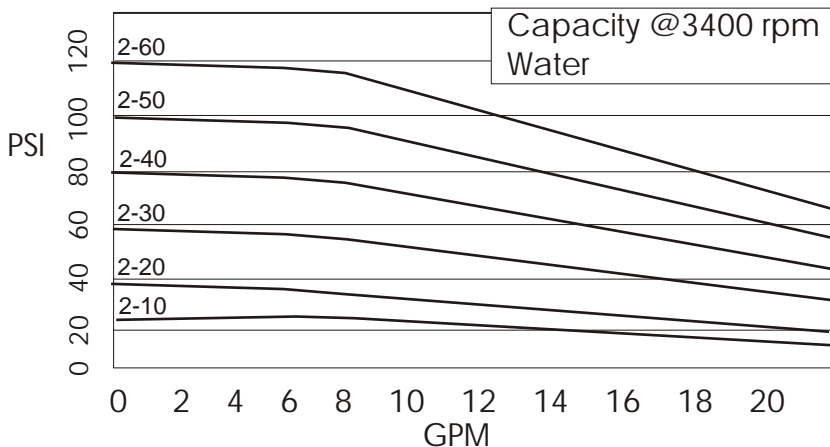
All 316 Stainless Steel wetted parts

Flow rates to 20 GPM and maximums pressure of over 100 psi.

Ideal for seawater supply pump for land based RO units.

Also make a powerful wash down and firefighting pump

All 316 Stainless Steel allows continuous duty operation in seawater. Pump is not self-priming and requires a flooded inlet or foot valve for proper operation.



Model - HP/pricing/voltage

2-10	1/2hp	\$713.00	115/230/1
2-20	1/2hp	\$765.00	115/230/1
2-30	1/2hp	\$822.00	115/230/1
2-40	3/4hp	\$937.00	115/230/1
2-50	3/4hp	\$1010.00	115/230/1
2-60	1.0hp	\$1099.00	115/230/1

Inlet/Outlet size. All FPT
1/2hp through 1hp are all
1.0" inlet/outlet




Sea-R.O., Inc. Watermakers Deep Well Submersible pumps and well supplies

Sea-R.O., Inc. Field Services Division has developed a design and all of the required materials to facilitate the installation of a well to provide the raw water source for desalination systems used in island or coastal regions.

Every aspect of the job can be prepackaged to include all of the required components from the all 316 stainless steel submersible well pump, well screen, drop pipe, wire, sanitary well head, pump controls, right down to the waterproof electrical connectors, teflon tape, and the PVC cement.

Our own field experience has provided us with the knowledge to make sure that everything that is necessary to complete the job is included.

Sea-R.O. Technical personnel are available to work with local well drillers to oversee the drilling, well development, yield testing, and installation of the well screen, submersible pump and all required plumbing. Please contact us for additional details.





Sea-R.O., Inc. Watermakers Compact All-in-One Freshwater pressure pump



Compact all-in-one unit designed for marine and home pressurized water systems.

Constructed of all non-corrosive materials.

No pressure accumulator tank is required.

Plumb, Prime, and Plug it in.

Very quiet operation and smooth powerful flow.

Sea-R.O. Is proud to offer the “MQ” series pump by Grundfos. These pumps are used to provide the water pressure in your boat or homes freshwater system. Once installed, pump is self priming with an amazing lift capability of over twenty feet.

These pumps provide impressive flow rates of over 20 gallons a minute at up to 60 psi. More than ample for boats to 100 feet length, and for single family homes.

Compact Multi-stage design with built in control panel and pressure switch eliminates the need for bulky pressure accumulator tanks.

Pump is constructed of Fiberglass reinforced material and can be mounted directly to deck plates or floor without worry of rusting.

Pump starts automatically whenever water is consumed from system and will shut off when faucet is closed. No “short cycling” or noise like other pumps.

Stainless steel pump chamber and internal pressure tank and switch maintain steady pressure and flow. Multi-stage impeller design provides extremely quiet and vibration free operation.

Control panel has built in protection for over-temperature and dry running.

Unique flexible “ball and socket” type 1” MNPT fittings facilitate easy alignment to existing pipe work. Specify 110 or 220 VAC

Model	HP	Max psi	Max GPM	Weight	Price each
Mq335	¾	51	18	29lbs	\$426.00
Mq345	1	65	22	29lbs	\$452.00